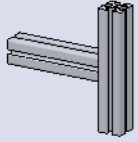
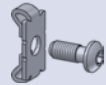










TECHNICAL BASICS

	Catalog Page Description	Profile Range	Displacement force	Torsion moment *	Bending moment *	Profile machining	Can be retrofitted into existing construction
	S.138 Central plate set 5	20				yes	
	S.50 Central plate set 8 30	30	++	+	+	1 DuBo	no
	S.50 Central plate set	40				1 Gew	
	S.138 Screw in connector set 5	20					
	S.51 Screw in connector set 8 30	30	++	++	++	no	yes
	S.51 Screw in connector set 24mm	40					
	S.52 Automatic connector set	40	++	++	+	no	yes
	S.55 Bayonet connector	40	++	++	+	no	yes
	S.46 Connector set 8 30 double	30					
	S.47 Connector set 8 60 double	30	++	++	++	yes	yes
	S.48 Connector set 40 double	40					
	S.48 Connector set 80 double	40					
	S.46 Connector set 8 30 single	30	++	++	++	yes	yes
	S.47 Connector set 40 single	40					
	S.53 Direct connector set double	40	+	++	++	yes 1 Gew	no
	S.53 Direct connector set simple	40	+	++	++	yes 1 Gew	no
	S.54 Mega connector ZAK	40	+	0	+	yes	yes

++ very good + good 0 conditionally recommended - not recommended * depending on range and profile design
TB = Threaded bore SB = Stepped bore THB = Through bore

TECHNICAL BASICS

	Catalog Page Description	Profile Range	Displacement force	Torsion moment *	Bending moment *	Profile machining	Can be retrofitted into existing construction
	S.54 Central connector	40	+	0	++	yes 1 Gew	no
	S.139 Universal connector set 5	20	++	++	++	yes	yes
	S.56 Universal connector set	40				je 1 StuBo	
	S.65 Central connector w. horizontal Hammer	40	0	0	0	yes	yes
	S.65 Central connector w. vertical Hammer (see figure)	40				2 StuBo	
	S.140 Angle set 5 20x20 ZN	20	++	++	++	no	yes
	S.141 Angle set 5 40x40 ZN	20					
	S.71 Angle set 8 30x30 ZN	30					
	S.71 Angle set 40x40 ZN	40	++	++	++	no	yes
	S.72 Angle set 80x80 ZN	40					
	S.72 Angle set 80x80x80zn	80	++	++	++	no	yes
	S.70 Angle 8 30x30 3 St	30	+	+	+	no	yes
	S.70 Angle 40x40 5 St	40					
	S.74 Angle 160x160	80	++	++	++	no	yes

++ very good + good 0 conditionally recommended - not recommended * depending on range and profile design
TB = Threaded bore SB = Stepped bore THB = Through bore